

Product Brochure

MCS D Benchtop range (MCS D-100J, 200J, 500J and 800J)

The MCS D series of precision microprocessor-controlled capacitor discharge Magnet, Charger, Setter, Demagnetiser (MCS D) has been designed as a flexible magnet processor for the laboratory and as the production workhorse for calibrating (stabilising, setting or ageing) all types of permanent magnets. There are two form-factors the MCS D 100J and 200J in a Benchtop-mini size and a larger format Bench-top Midi MCS D-500J and 800J. The Hirst MCS D range was first introduced in the 1980s and is in service in 100s of locations round the world. The 3rd generation was introduced in 2020 and a touch screen 4th generation was introduced in 2024. Both 3rd and 4th generation are still current.



3rd Generation with membrane keyboard (left), 4th Generation with touch screen programming (Centre) and 3rd Generation Vertical with easy-use production paddle control.

Key benefits

- **Powerful magnetiser and demagnetiser** – 100J to 800J with a maximum voltage of 1000V.
- **Magnet calibrator and setter** – high accuracy calibrator and setter with a 1 V resolution (0.1%).
- **Compact size** – benchtop form factor for use with external coil fixtures via fast swap connectors.
- **Reliable** – Used in over 100 production lines (several hundred units sold) around the world since the 1980s.
- **Easy-to-use** - with 4 modes CHARGE, SET, CAL and DEMAG with voltage display with indicators to show user defined settings and robust buttons for simple operation.
- **Membrane keyboard and touch screen programming options.**
- **High reliability process buttons** – main action buttons (Pulse, Abort, Step x3, Clear) capable of 1million + operations ideal for production environments.
- **Single fast swap connector** – to allow multiple fixtures to be used.
- **Reverse polarity** – ability to magnetise in either direction at press of a button.
- **Magnetising fixtures** – Standard Hirst magnetising fixtures J2A range can be used with adjustable and customisable pole pieces or custom fixtures can be designed by Hirst.
- **Communications** - A range of industry standard connectors two RS232 ports with SCPI and CANopen interfaces for connection to Hirst gaussmeters and fluxmeters and PCs / Computers and automation systems.
- **Safety** – Interlock control, internal protection circuits prevent damage.
- **Production use** – can be run with an external keyboard, or easy-use paddle control for repeat procedures

Applications

- Designed for both factory floor and laboratory use across a range of applications.
- Magnetisation to saturation for all types of magnetic assemblies and magnetic materials.

- Aerospace Sensors – magnetic calibration of sensors critical aircraft sensors, backup compasses, cockpit oxygen sensors.
- Audio – small loudspeakers .
- Reed relay manufacture.
- Small electric motors, valves and actuators.

The MCSD system

Hirst's range of MCSD systems (Magnetiser Calibrator Setter Demagnetiser) are designed for the knockback, setting, calibrating, and treating of permanent magnets. These units offer functions that are known by various names including Magnet Treaters, Magnet Setters, Magnet Agers, Magnet Calibrators The most common application for the MCSD range is for sensor manufacture. These are benchtop units that can be connected to other equipment or even a PC to calibrate magnets to specific levels. It is also possible to manually calibrate the magnets using the easy-to-use buttons on the front panel.

- **Charge Mode** is used to charge (saturate) magnets using a uni-directional pulse of energies up to the maximum allowable. The operator selects the operating voltage and the MCSD series discharges into the magnetising fixture whenever the pulse button is pressed. The capacitor voltage is displayed on the front panel during this process and can be altered at any time to a new value.
- **Demag Mode** is used to demagnetise work pieces using a decaying sinusoidal waveform.
- **Set mode** is used to set the flux level of a work piece to a particular value. This mode offers control of the demagnetising pulses. Demagnetising pulses are generated starting with the minimum voltage, the operating voltage being increased automatically by the selected step size after each pulse up to the selected maximum.
- **Cal mode** is similar to set mode with the addition of an initial charge pulse of the maximum allowable energy. This pulse is used to saturate the work piece to a flux level greater than the final required flux level. The sequence of demagnetising pulses that follow the charging pulse can then be used to set the magnets to a correct flux level in one continuous overall operation

Using decaying sinusoidal wave forms to demagnetiser or calibrate magnets will produce a more stable magnet than achieved through demagnetising with uni-directional pulses with a reversed polarity.

The MCSD range is fully programable with several memories in each mode that can be used to store different operating voltages. These can be used to set up the machine quickly and easily for processing different production items.

At any time during operating the MCSD series can be forced to abort any operation currently in progress and enter a safe state. The capacitor energy is safely dumped into an internal dummy load and the machine becomes inactive until the operator continues using the machine.

To reduce unnecessary power consumption, the MCSD series has a built in automatic "timeout" function. After three minutes of non-use the capacitor voltage is dumped and the MCSD enters a safe state.

Why calibrate a magnet?

There may be several reasons for calibrating a magnet, the most common are

- Knock back for stability
- Calibration to a specific level

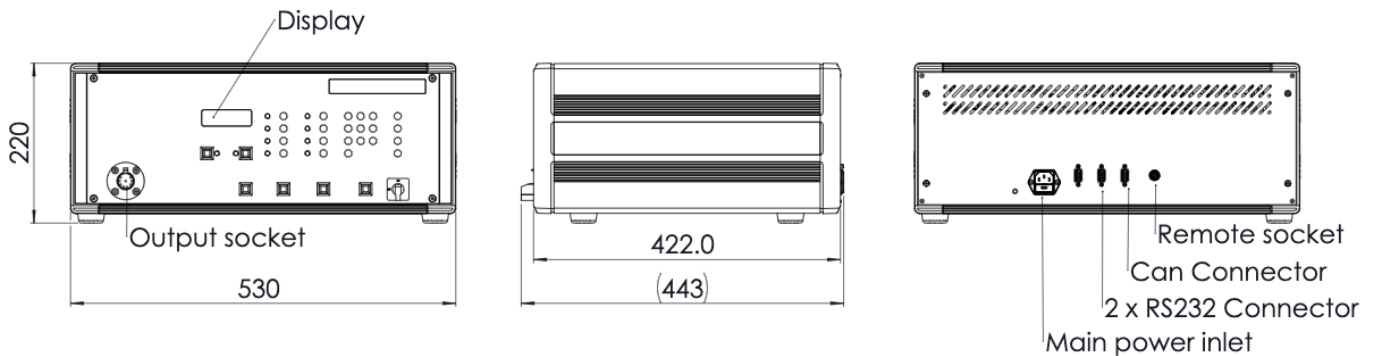
Certain grades of magnets, particularly AlNiCo magnets will exhibit an unwanted behaviour after magnetising. After fully magnetising the magnet, the magnet will slowly lose some of its magnetisation over time. To mitigate this effect, it is often necessary to knock back, or artificially age the magnet to put it into a stable state where it will no longer lose magnetisation. Terms for this including knock back, setting, calibrating or treating magnets.

Calibration for a specific level is another requirement. If the magnet is to be used in a sensor, or a moving coil meter, light aircraft compass or several other applications then its exact magnetisation level may be important. In this case the

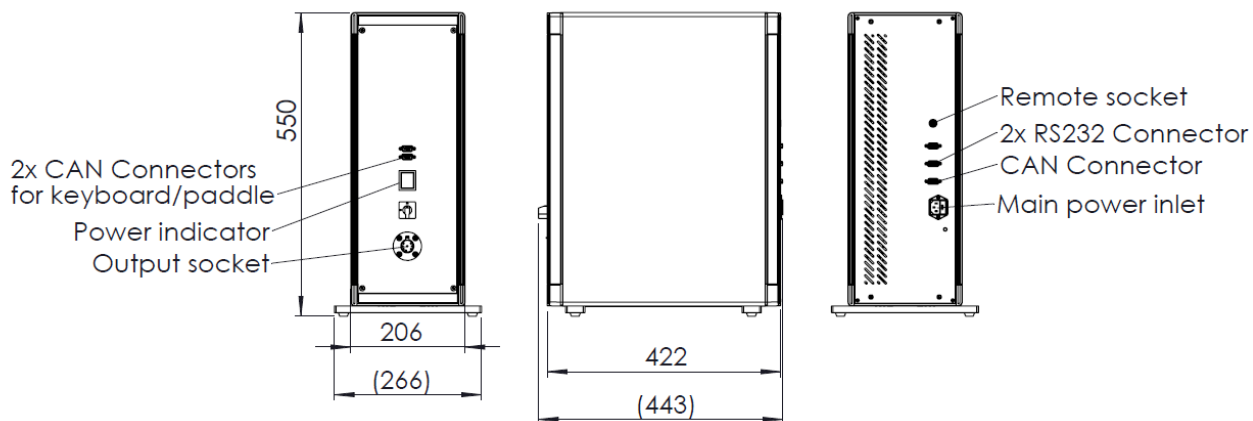
magnet is also knocked back until it achieves a desired level that is determined via external feedback such as a gaussmeter or fluxmeter.

Technical Data

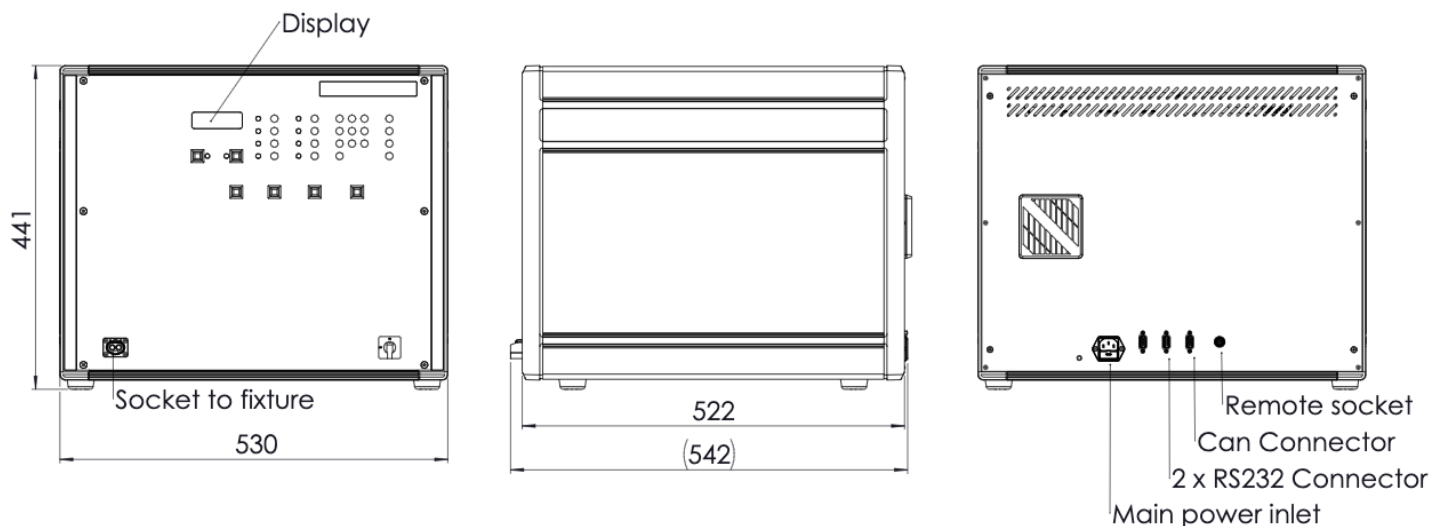
Modes	Flexible magnetiser and demagnetiser with 4 modes of operation:- CHARGE, SET, CAL (Calibration) and DEMAG
Maximum voltage	Up to 1000V
Magnetiser Energy	100J, 200J, 500J and 800J versions
High Voltage resolution	1V (0.1%)
Coil connections	Fast swap connector – 30 second switch over
Number of fixtures that can be connected	Single
Output Configurations	Magnetiser plus ability to magnetise in either direction at press of a button with automatic polarity inversion for de-magnetisation
Communications and interfaces	Serial connection - 2x RS232 9 way 'D' inc SCPI and 1x 9 way 'D' CAN bus (CANopen)
Integration	Easy integration with Hirst GM08 gaussmeters, IFM06 fluxmeter and PCs for custom application development
Display	4-digit Voltage display with 10 intuitive input buttons with LED indicators
Colours and materials	Steel and Aluminium case – oil and puncture resistant front panel
Dimensions / Weight	Benchtop-mini 270 x 530 x 443mm approx. / 25 kg Benchtop-midi 442 x 530 x 347 mm approx. / 35kg
Operating Temperature Range	+5° C to +40° C
Power Supply	220VAC 50-60Hz 13A or 110VAC option + Ground. Max 3m cable length



MCSD-100J and 200J – 3rd generation, note dimensions are the same for 4th generation MCSD-T-100J and 200J



MCSD-100J-V - 3rd generation.



MCSD-500J and 800J - 3rd generation, note dimensions are the same for 4th generation MCSD-T-500J and 800

Warranty and Calibration

Supplied calibrated with 1 year warranty. A calibration is required every year to maintain the highest levels of performance – Hirst has a dedicated team of installation and service engineers, available to travel worldwide to install and support equipment, service contracts are available. See website for details.

Accessories and Application examples

Standard Hirst Magnetiser fixtures



Above standard Hirst JA2, 2 pole axial fixture up to 500J for sensor and other applications showing custom pole pieces examples

Product Application Examples



MCSD200J magnetiser and custom fixture and 2 gaussmeter probes with GM08s used for precision navigation sensor production.



MCSD-100J Magnetiser with custom fixture for production of critical aircraft sensors with IFM06 Fluxmeter control in a production rack



MCSD-100J-V Magnetiser with custom fixture for production of Alnico fuel sensors used in aerospace industry. External paddle is used for repeat production procedures allowing fast cycles.



Hirst Magnetic Instruments has been active in providing solutions for 60 years in magnetics and magnetic measurement. Hirst manufactures precision hand-held gaussmeters, Fluxmeters, de-magnetisers, bench top & workstation industrial magnetisers, industrial production-line magnetisers, pulse field magnetometers (PFMs) for developing characterising magnetic materials and many custom projects.

Hirst Magnetic Instruments Ltd reserves the right to make changes to any specifications or performance implied in this product brochure without notice – please refer to www.hirst-magnetics.com for the latest version.

MCSD product brochure v3 16.5.24